

## IPM Business Model Set 2.0 - Getting Started

### 1. Order Placement

Home / Business Model Set / Business Model Set 2.0 – BU Site License – SP2024A



## Business Model Set 2.0 – BU Site License – SP2024A

£2,575.00



*Please Note: Exclusive bespoke edition.*

A complete set of Innovative Business Modelling, specifically designed for Product Directors, Product Managers, Leaders and Strategists.

The 'Interactive Business Model Series' is a superlative collection of business models. They cover the core elements of best practice strategic management and ensure quality decisions are made in a robust and timely way. Purchase of the Interactive Business Model set also includes unlimited access to the Arcturus7.com website. This will enable users to access online help information and example files.

Each model within the series is designed to be 'easy to use', resulting in strong visual impact and compelling rationale when presented. Those involved in this process feel eminently comfortable and at home with the visual presentation as it encourages positive discussion thereafter. Furthermore, prescriptive comments (as appropriate) have been embedded within each interactive model and promote user/team discussion.



The Interactive Business Model set (inc. 43 individual models) is a fully supported, 'business unit' (perpetual) site license. The model set can be used in perpetuity thereafter. Software updates are included FOC across the initial 12-month period and are subject to an annual support contract thereafter if required.

1 Add to basket

SKU: business-model-set-site-license-1 Category: Business Model Set

### 2. Business Model .zip File provided for download via the Order confirmation documentation

## IPM Business Model Set.zip

	IPM Business Models 2024.zip Type: WinZip File	Date modified: 08 Size: 140 MB →
	IPM Interactive Business Model Set 2.0.1.setup.exe Type: Application	Date modified: 08 Size: 68.4 MB →

**.exe - Windows Application - installation file includes all Excel Templates**

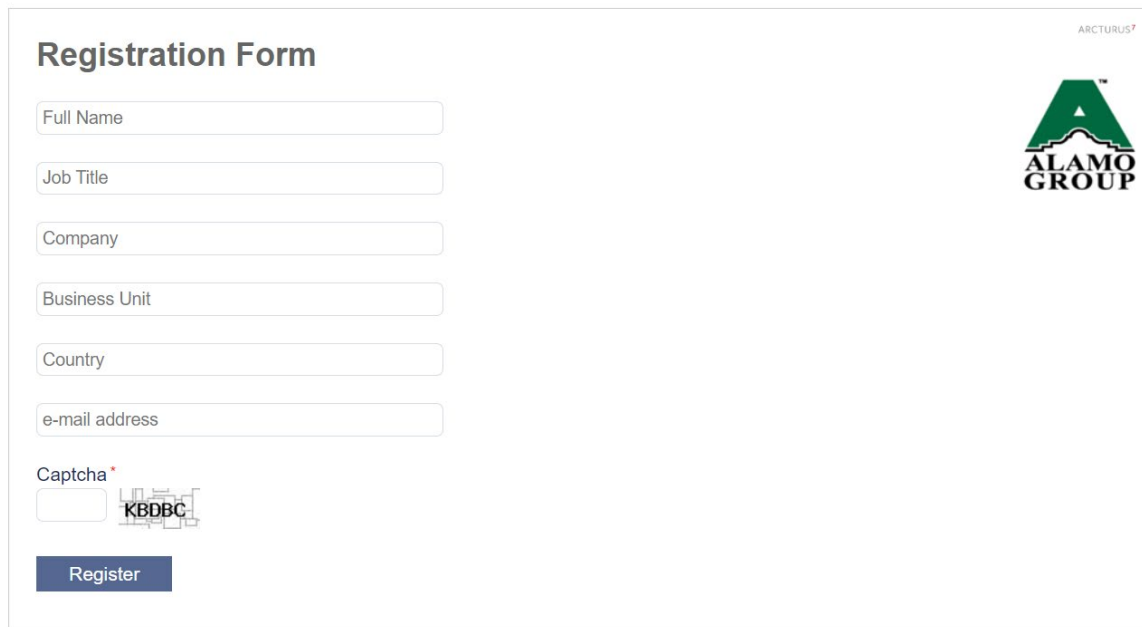
The download provides **2 potential** ways to install the Interactive Business Models:

a.) Open the .Zip file called IPM Business Models 2024.zip (included within the parent .Zip) – you would open this zip and copy all files (templates) into a directory of your choice.

b.) Open the .exe by double clicking on the file IPM Interactive Business Model Set 2.0.1.setup.exe (included within the parent .Zip) – **this is the preferred method** as it automatically unpacks the files into a directory (that can be changed if required) and creates a list of the available files in the windows start menu. When a user requires to use a Business model all they need to do is select the file from the windows start menu... This will automatically open a file version of the template file. Leaving the template without any changes.

**Note:** Models / Templates and .exe file have a 'digital signature' to ensure file integrity and protection.

Once the appropriate files have been installed. Users must **Register** via the following URL: [https://www.arcturus7.com/members/alamo\\_registration.php](https://www.arcturus7.com/members/alamo_registration.php)



The image shows a web registration form titled "Registration Form" with the Alamo Group logo in the top right corner. The form contains several input fields: "Full Name", "Job Title", "Company", "Business Unit", "Country", and "e-mail address". Below these is a "Captcha" field with a small image showing the characters "KBDBC". A blue "Register" button is located at the bottom left of the form area.

Once completed the user will automatically receive an e-mail with their login details

.....

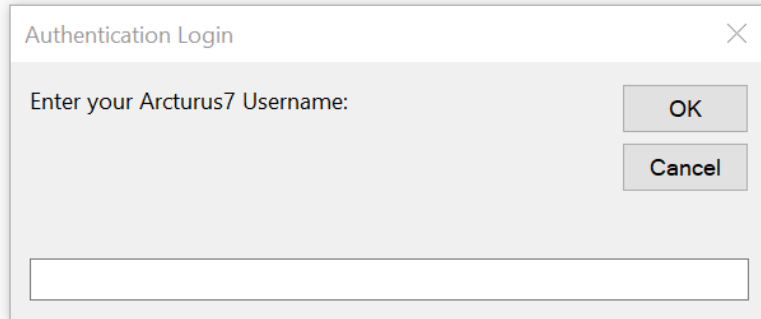
The e-mail looks like this....

Hello [steve@](#) [REDACTED]

Thank you for registering your details with the Alamo Group members area.

Your personal user account has now been created and you have **full** access to the IPM 'Interactive Business Models' set.

To use any **Interactive Business Model** (via MS Excel), first open the desired model/template, you will then be prompted for your login details...



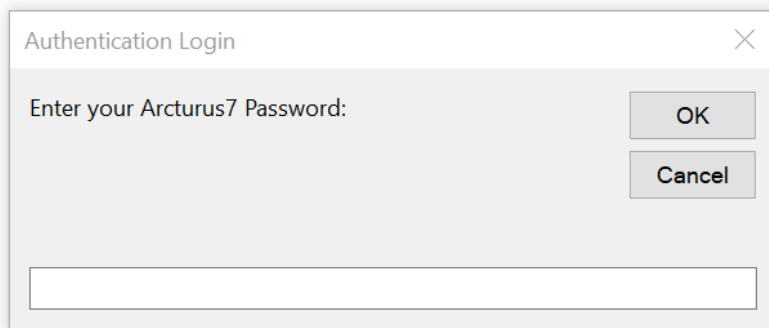
Authentication Login

Enter your Arcturus7 Username:

OK

Cancel

Username: [steve@](#) [REDACTED]



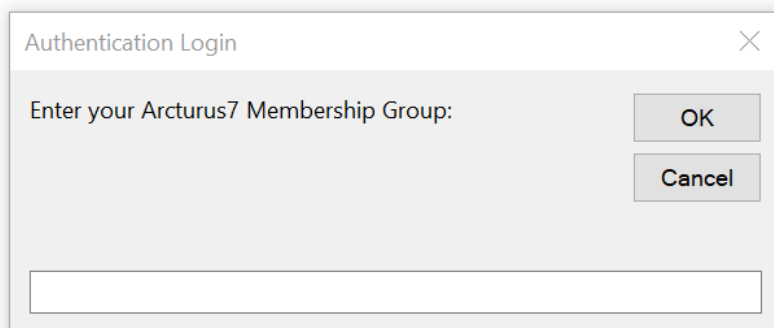
Authentication Login

Enter your Arcturus7 Password:

OK

Cancel

Password: **rF1Yg**



Authentication Login

Enter your Arcturus7 Membership Group:

OK

Cancel

Membership Group: **Alamo**

*Note: Entry fields are case-sensitive.*

If at any time you would like to modify your user account details and/or change your password, please click on the following **URL** : <https://www.arcturus7.com/members/update.php>

Interactive Business Model **Note** : When closing a Business Model/File you have the option to save your work using a file name of your choice, however, you **must** ensure to use the correct file extension when saving the file **.xlms** (to save as a macro-enabled file) or **.xlmt** (to save as a macro enabled template).

If you have any specific questions, please reach out to John Foote @ [foote@morbark.com](mailto:foote@morbark.com) or 989-506-6733

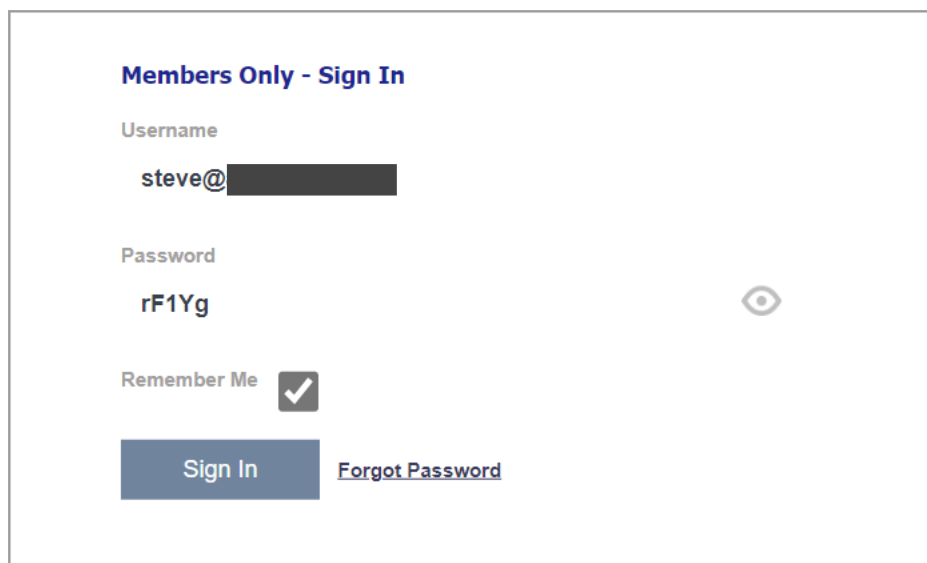
ARCTURUS<sup>7</sup> | PMM

.....

If the user wants to change their details: **URL** : <https://www.arcturus7.com/members/update.php>

(You will be prompted to log in prior to seeing the following screen)...

Login form – automatically appears when using the above URL



The image shows a screenshot of a web login form titled "Members Only - Sign In". The form contains the following elements:

- Username** field: Contains the text "steve@" followed by a blacked-out portion of the email address.
- Password** field: Contains the text "rF1Yg". To the right of the password field is an eye icon, indicating a toggle for password visibility.
- Remember Me** checkbox: The checkbox is checked, indicated by a small square with a white checkmark.
- Sign In** button: A blue rectangular button with the text "Sign In" in white.
- Forgot Password** link: A text link located to the right of the "Sign In" button.

Once logged in you get to the 'change your account details' form.

## Account Details and Update

ARCTURUS<sup>7</sup>

Existing Password

New Password

Type password again

Full Name \*

email address \*

Username

Company

Address 1

Address 2

Post Code

Country

[Members Home](#)

From this screen you can change Username and Password etc.

If you have changed your details an e-mail is automatically sent to your e-mail address confirming the changes.